

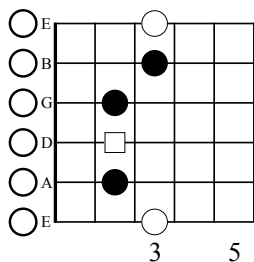
First Pentatonic Scales

These are the best pentatonic shapes to learn first

E Minor and G Major Pentatonic

Left Hand Fingering

Fretboard Diagram: Major ○ Minor □

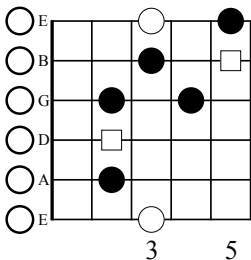


When starting with a G note and ending with the G note the scale is G Major Pentatonic [Red Notes]

When starting with a E note and ending with the E note the scale is E Minor Pentatonic [Blue Notes]

E Minor and G Major Pentatonic Sliding Scale

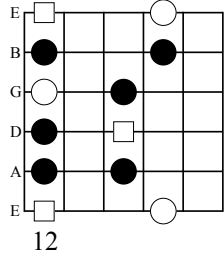
This Pentatonic Scale connects 2 positions.



E Minor and G Major Pentatonic

	1 4 1 3	1 3 1 3	1 4 1 4	4 1 4 1	3 1 3 1	3 1 4 1
T			12-15	12-15	15	15-12
A		12-14	12-14			14-12
B	12-15	12-14				14-12
	E G A B	D E G A	B D E G	G E D B	A G E D	B A G E

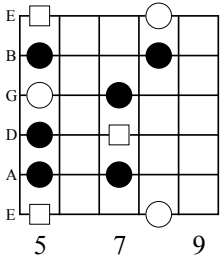
This is the most commonly used pentatonic shape.



Octave Position-This is a closed position scale so you can move it around. No open strings. If you played this same scale from the 5th fret the resulting scales would be A Minor and C Major Pentatonic. See the next scale below.

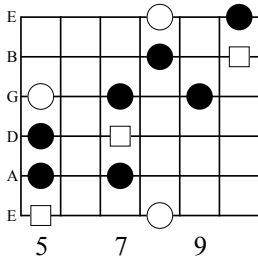
A Minor and C Major Pentatonic

	1 4 1 3	1 3 1 3	1 4 1 4	4 1 4 1	3 1 3 1	3 1 4 1
T			5-8	5-8	8	8-5
A		5-7	5-7			7-5
B	5-8	5-7				7-5
	A C D E	G A C D	E G A C	C A G E	D C A G	E D C A



A Minor and C Major Pentatonic Sliding Scale

	1 4 1 3	1 3 1 3	3 1 3 1	3 1 3 1	3 1 1 3	1 3 1 4 1
T			8-10	8-10	10-8	10-8
A		5-7	5-7			9-7-5
B	5-8	5-7				7-5
	A C D E	G A C D	E G A C	D	D C A G	E D C A



Notice how this scale is a closed version (no open strings) of the Em sliding scale