

C Major and A Minor

Pentatonic Scales

When starting with a C note and ending with the C note the scale is C Major Pentatonic [Red Notes]

When starting with a A note and ending with the A note the scale is A Minor Pentatonic [Blue Notes]

1st Position

Diagram of the 1st position pentatonic scale on a guitar. The scale is shown across four frets (0-3). The notes are E, G, A, C, D, E, G, A, C, D, E, G, G, E, D, C, A, G, A, D, C, A, G, E. Red notes (C, D, E, G) represent the C Major Pentatonic scale, and blue notes (A) represent the A Minor Pentatonic scale. Fingerings are indicated by numbers 1-3.

The Notes

2nd Position

Diagram of the 2nd position pentatonic scale on a guitar. The scale is shown across four frets (2-5). The notes are G, A, C, D, E, G, A, C, D, E, G, A, A, G, E, D, C, A, G, E, D, C, A, G. Red notes (G, A, C, D, E) represent the C Major Pentatonic scale, and blue notes (A) represent the A Minor Pentatonic scale. Fingerings are indicated by numbers 1-5.

Start with this position first. This is the most commonly used pentatonic scale.

3rd Position

Diagram of the 3rd position pentatonic scale on a guitar. The scale is shown across four frets (3-6). The notes are A, C, D, E, G, A, C, D, E, G, A, C, C, A, G, E, D, C, A, G, E, D, C, A. Red notes (A, C, D, E, G) represent the C Major Pentatonic scale, and blue notes (A) represent the A Minor Pentatonic scale. Fingerings are indicated by numbers 1-4.

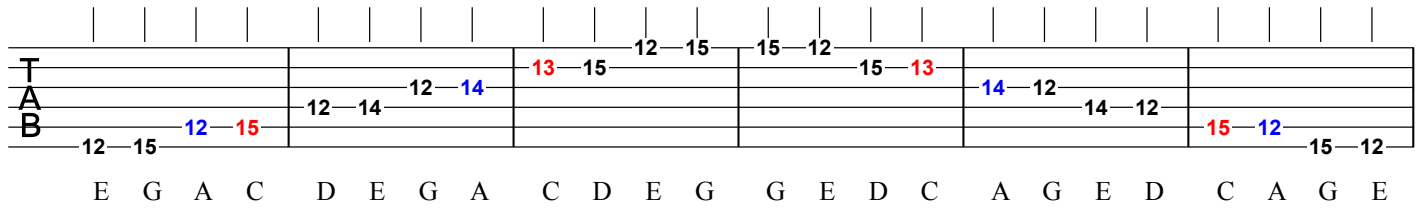
4th Position

Diagram of the 4th position pentatonic scale on a guitar. The scale is shown across four frets (4-7). The notes are C, D, E, G, A, C, D, E, G, A, C, D, D, C, A, G, E, D, C, A, G, E, D, C. Red notes (C, D, E, G, A) represent the C Major Pentatonic scale, and blue notes (A) represent the A Minor Pentatonic scale. Fingerings are indicated by numbers 1-4.

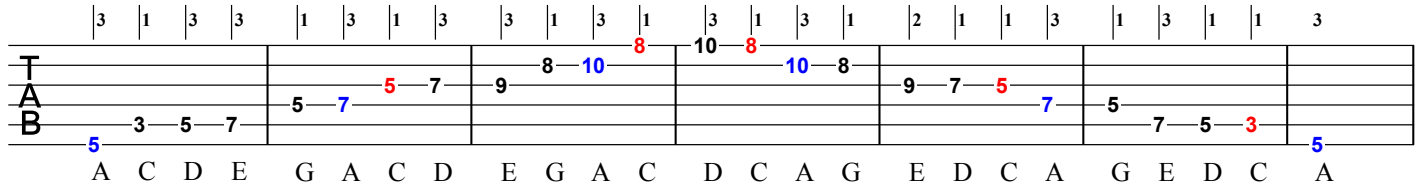
5th Position

Diagram of the 5th position pentatonic scale on a guitar. The scale is shown across four frets (5-8). The notes are D, E, G, A, C, D, E, G, A, C, D, E, E, D, C, A, G, E, D, C, A, G, E, D. Red notes (D, E, G, A, C) represent the C Major Pentatonic scale, and blue notes (A) represent the A Minor Pentatonic scale. Fingerings are indicated by numbers 1-3.

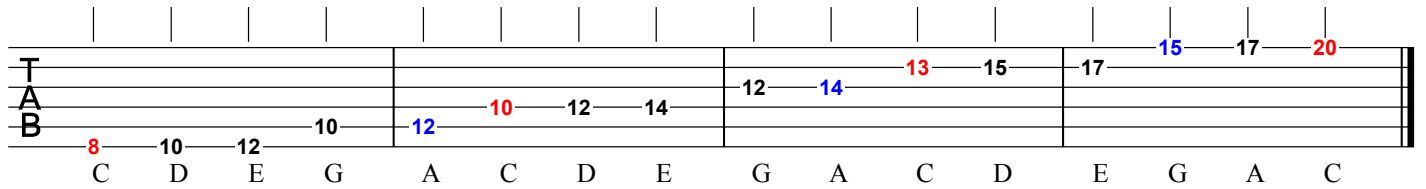
Octave Position



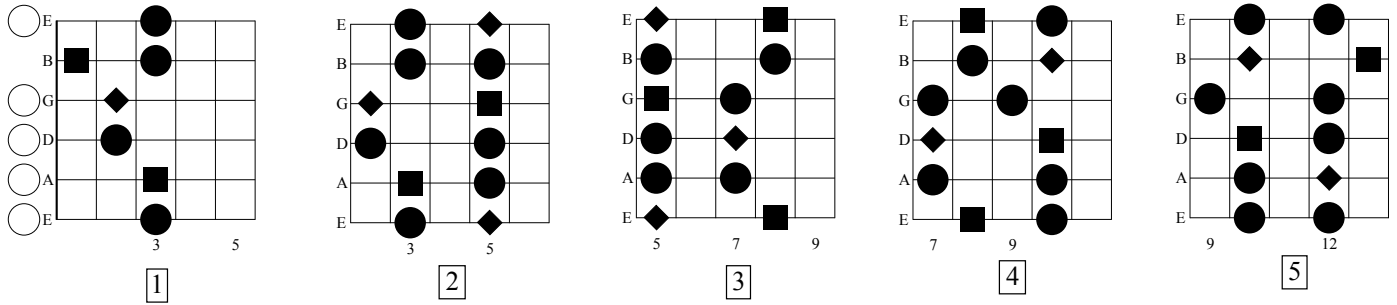
Sliding 1



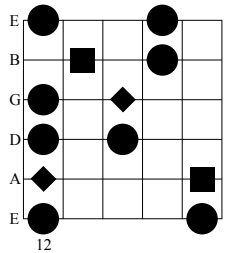
Sliding 2



Fretboard Diagrams: C Major-■ A Minor-◆



Start Here



Octave